
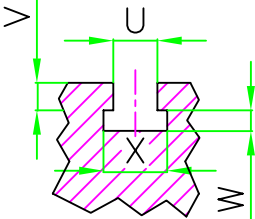




INVENTORY No. C 4 - 1231	SIGN. & DATE	SUPERSEDES INVENTORY No.	SIGN. & DATE	JT-05		TOOL STANDARD		TL. No. TL 10231																																							
						JIG AND TOOL ENGINEERING		PAGE 1 OF 3																																							
COPYRIGHT AND CONFIDENTIAL THE INFORMATION ON THIS DOCUMENT IS THE PROPERTY OF BHARAT HEAVY ELECTRICALS LIMITED IT MUST NOT BE USED DIRECTLY OR INDIRECTLY IN ANY WAY DETRIMENTAL TO THE INTEREST OF COMPANY.				<h2 style="text-align: center;">SPECIFICATIONS</h2> <h3 style="text-align: center;">FOR PRESS 160 TON (1-19)</h3>																																											
				<table border="1"> <thead> <tr> <th>SL.No.</th> <th>MAKE LAY OUT No.</th> <th>RUSSIAN</th> </tr> </thead> <tbody> <tr> <td>1</td> <td>CAPACITY TONS</td> <td>160-T</td> </tr> <tr> <td>2</td> <td>STROKES/MINUTES</td> <td>45</td> </tr> <tr> <td>3</td> <td>DIE SPACE MAX. DIE SPACE MIN.</td> <td>440 MM 310 MM</td> </tr> <tr> <td>4</td> <td>SLIDE ADJUSTMENT</td> <td>160</td> </tr> <tr> <td>5</td> <td>BOLSTER THICKNESS</td> <td>130</td> </tr> <tr> <td>6</td> <td>BOLSTER DIMNS L TOR x F TOB</td> <td>1970x1250</td> </tr> <tr> <td>7</td> <td>SLIDE DIMNS L TOR x F TOB</td> <td>1950x1000</td> </tr> <tr> <td>8</td> <td>WIDTH OF OPENING IN BACK</td> <td>2000</td> </tr> <tr> <td>9</td> <td>LENGTH OF STROKE</td> <td>200</td> </tr> <tr> <td colspan="2">  <p>CLAMPING SLOTS</p> </td> <td></td> </tr> <tr> <td colspan="2">I BOLSTER U,V,W,X</td> <td>40,33,32,65</td> </tr> <tr> <td colspan="2">II SLIDE UVWX</td> <td>-DO-</td> </tr> <tr> <td colspan="2">III DISTANCE BETWEEN 2 SLOTS BOLSTER , SLIDE</td> <td>300,300</td> </tr> </tbody> </table>						SL.No.	MAKE LAY OUT No.	RUSSIAN	1	CAPACITY TONS	160-T	2	STROKES/MINUTES	45	3	DIE SPACE MAX. DIE SPACE MIN.	440 MM 310 MM	4	SLIDE ADJUSTMENT	160	5	BOLSTER THICKNESS	130	6	BOLSTER DIMNS L TOR x F TOB	1970x1250	7	SLIDE DIMNS L TOR x F TOB	1950x1000	8	WIDTH OF OPENING IN BACK	2000	9	LENGTH OF STROKE	200	 <p>CLAMPING SLOTS</p>			I BOLSTER U,V,W,X		40,33,32,65	II SLIDE UVWX	
SL.No.	MAKE LAY OUT No.	RUSSIAN																																													
1	CAPACITY TONS	160-T																																													
2	STROKES/MINUTES	45																																													
3	DIE SPACE MAX. DIE SPACE MIN.	440 MM 310 MM																																													
4	SLIDE ADJUSTMENT	160																																													
5	BOLSTER THICKNESS	130																																													
6	BOLSTER DIMNS L TOR x F TOB	1970x1250																																													
7	SLIDE DIMNS L TOR x F TOB	1950x1000																																													
8	WIDTH OF OPENING IN BACK	2000																																													
9	LENGTH OF STROKE	200																																													
 <p>CLAMPING SLOTS</p>																																															
I BOLSTER U,V,W,X		40,33,32,65																																													
II SLIDE UVWX		-DO-																																													
III DISTANCE BETWEEN 2 SLOTS BOLSTER , SLIDE		300,300																																													
				WORKED		RBS	Sd/-	7.04.10																																							
				CHECKED		SKB	Sd/-	7.04.10																																							
				APPROVED		SKB	Sd/-	7.04.10																																							